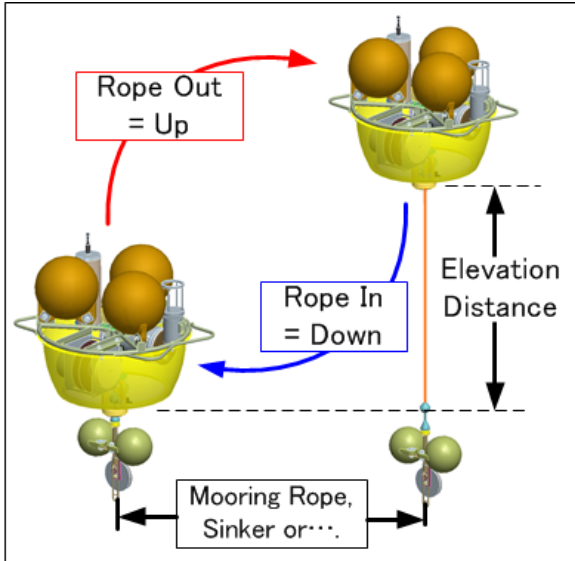

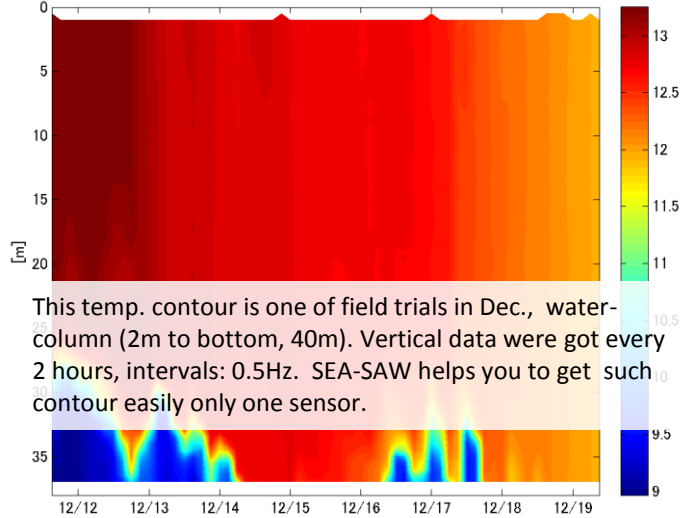


This new buoy, "SEA-SAW" equipped with a winch and rope inside, so that this unique buoy goes up and down in water column, like yo-yo.




New platform for water measurements and environmental monitoring, in lakes and coastal areas.



Features

- No obstacle over the SEA-SAW
(Suitable for monitor of radiance, Minimum risk to crash the boats)
- Suitable for Long term monitoring
(Minimum effect of bio-fouling, usually located around sea-bed or at deep water)
- Easy to understand the mechanism.
(Anyone knows Yo-Yo. This mechanism is similar to Yo-Yo.)



=Performance & Specifications=

Dimensions	Dia. 720mm (Except for Grip) x H 800mm (Except for Stopper)
Weight	Approx. 60kg (in air, Actually depended on a mounting sensor) Between -78 and -98N (in water)
Max. Working Depth	120m (Breaking Water Depth in design: 200m)
Winch Rope:	Dia. 2.2mm DYNEEMA (High Molecular Weight Polyethylene) Rope Length: 200m, Breaking Force: 4.4kN (450kgf)
Power Source	System: 12V 30Ah (Lithium Battery Pack) Motor: 24V 60Ah (EI Lithium Battery Pack)
Rope Speed	Out (Up) : approx. 12m/min, In (Down) : approx. 9m/min
Consumable Current*	System: Up phase Max. 60mA, Down phase Max. 60mA, Standby/Sleep Max. 1mA Motor: Up phase Max. 300mA, Down phase Max. 2500mA * Condition: water weight between -78 and -98N
Endurance	Total Travel Distance: 20,000m (100 cycles / deployment in case of elevation distance 100m)
Sensor Port	1 sensor port. Interface: RS232C / RS422, Output: 12VDC, up to 100mA, Interval: 1Hz Before order, we must know the sensor information (Model, Manufacturer, Provided Term)

Block Diagram (SEA-SAW Basic with one Sensor)

